



**NDIS Quality  
and Safeguards  
Commission**

# Transitions of care

**What you need to know**

**Easy Read fact sheet**



## How to use this fact sheet



The NDIS Quality and Safeguards Commission (NDIS Commission) wrote this fact sheet.

When you see the word 'we', it means the NDIS Commission.



We wrote this fact sheet in an easy to read way.

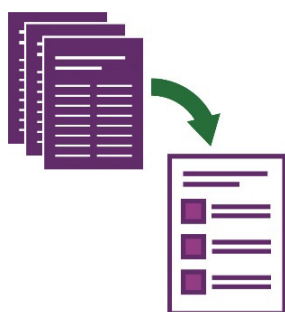
We use pictures to explain some ideas.

**Bold**  
Not bold

We have written some words in **bold**.

This means the letters are thicker and darker.

We explain what these words mean.



This Easy Read fact sheet is a summary of some information in a video.

This means it only includes the most important information.



You can find the videos on our website.

[www.ndiscommission.gov.au/workerresources](http://www.ndiscommission.gov.au/workerresources)




You can ask for help to read this fact sheet.

A friend, family member or support person may be able to help you.

---


## What is a transition of care?



A **transition of care** is when you move between:

- places you go for care
- different services.

For example, you might move between:



- disability support services

and



- a hospital.



There are risks when people with disability have a transition of care.



So we must make transitions of care safe.

### How can transitions of care be safe?

A safe transition of care needs good communication between:



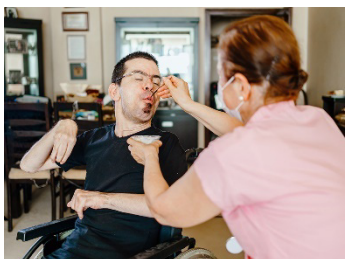
- you



- the people who support you.

---

The people who support you can be:




- NDIS workers



- health care workers



- family members or friends



- other supports and services.



The people who support you can help you share information about your health with hospital staff.

This information can be about what:



- medicines you take




- things you may need to bring to hospital



- you need to help you communicate.

The information can also include other details about:



- your health



- other help you may need.





If you know you must go to a hospital for a planned visit, the people who support you should talk to hospital staff before the visit.



The people who support you can also help you be ready to come home from the hospital.



This includes making a plan for you before you're ready to go home.




The plan should include if you need to change any supports when you leave the hospital.

These supports include:



- health care



- disability supports.

---

## More information for you



If you want more information about transitions of care, you can go to our website.

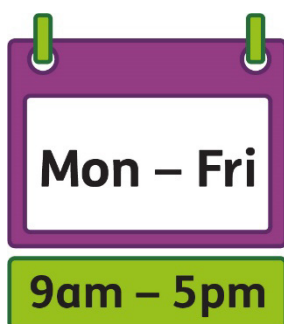


[www.ndiscommission.gov.au/workerresources](http://www.ndiscommission.gov.au/workerresources)



---

## Contact us




You can call us from 9am to 5pm,  
Monday to Friday.



If you live in the Northern Territory, you can  
call us from 9am to 4.30pm.



**1800 035 544**



You can send us an email.

[contactcentre@ndiscommission.gov.au](mailto:contactcentre@ndiscommission.gov.au)




You can write to us.

NDIS Quality and Safeguards Commission  
PO Box 210  
Penrith  
NSW 2750



You can go to our website.

[www.ndiscommission.gov.au](http://www.ndiscommission.gov.au)



TTY

**133 677**



The National Relay Service

Speak and Listen

**1300 555 727**

SMS relay number

**0423 677 767**



Internet relay calls

[internet-relay.nrscall.gov.au](http://internet-relay.nrscall.gov.au)



You can follow us on LinkedIn.

[www.linkedin.com/company/ndiscommission](http://www.linkedin.com/company/ndiscommission)



You can follow us on Facebook.

[www.facebook.com/NDISCommission](http://www.facebook.com/NDISCommission)



The Information Access Group created this Easy Read document using stock photography and custom images. The images may not be reused without permission. For any enquiries about the images, please visit [www.informationaccessgroup.com](http://www.informationaccessgroup.com).

Quote job number 4663-B.